

# **INSAFE GOOD PRACTICE GUIDE** **Survey of resources for teenagers** **Full report**



**Compiled: May 2012**

**Published: November 2012**

## **About Insafe**

Insafe is the European Safer Internet awareness-raising network co-funded by the European Commission. It comprises national awareness centres, helplines and youth panels across the European Union and in Iceland, Norway and Russia. Insafe aims at empowering users to benefit from the positive aspects of internet whilst avoiding the potential risks. Further information is available at [www.saferinternet.org](http://www.saferinternet.org) or contact [info-insafe@eun.org](mailto:info-insafe@eun.org).

## **About this report**

In November 2011, we published an overview of how the Insafe network supports the needs of very young users, i.e. those aged nine years and under. This report provides an analysis of information recently provided by Insafe Safer Internet Centres (SICs) concerning the needs of teenagers, i.e. those aged 13 to 18.

## TABLE OF CONTENTS

|  |    |
|--|----|
| INTRODUCTION .....                     | 3  |
| CHALLENGES.....                        | 4  |
| DEVELOPING AND TESTING RESOURCES ..... | 6  |
| DELIVERING RESOURCES .....             | 7  |
| MEASURING EFFECTIVENESS.....           | 8  |
| FUTURE IMPROVEMENTS .....              | 9  |
| CONCLUSIONS.....                       | 10 |
| PROVISION FOR TEENAGERS .....          | 12 |
| PROVISION FOR TEACHERS .....           | 28 |
| PROVISION FOR PARENTS .....            | 34 |
| APPENDIX A - PARTICIPATING SICs .....  | 39 |

## INTRODUCTION

The Safer Internet Centres (SICs) have recently given an overview of the provision of information and resources for young people aged 13 to 18 and also resources for those with a care responsibility for them.

Concerning the structure of this report, it first presents the challenges the SICs have found in tackling the needs of teenagers. It then outlines the processes the SICs have used to develop and test resources. Next, it looks at how the resources are being delivered to the target audiences and then focuses on how the effectiveness of these resources is measured. Then we review the SICs suggestions for how needs of teenagers can be met more effectively and then there are summaries of successful strategies and potential future directions. In the final three sections, there are country-by-country descriptions of the resources made available or used by the SIC for teenager, teachers and parents.

This report demonstrates the impressive volume of high-quality resources across Europe addressing the needs of teenagers. It also sets out the need to continue to develop future resources which have real impact in a fast-changing world.

Note - There are now 30 SICs across the EU funded by the EU Safer Internet Programme. A SIC typically comprises these four components: an awareness centre to run campaigns; a helpline to provide information, advice and assistance to children; a hotline to allow the public to report illegal content and a youth panel to allow young people to express their views and exchange knowledge and experience.

The participating SICs are listed in Appendix A.

The production of this report was funded by the EU Safer Internet Programme.

## CHALLENGES

### 1. Age-appropriateness

Resources and activities that provide online safety support for teenagers have to be carefully tailored to the target audience. A particular challenge comes about from the demanding requirement to meet the needs of such a heterogeneous group: the needs of a 13-year old are obviously very different from those of an 18-year old. One SIC described them as a “very fragmented segment – difficult to reach” (Ireland). “A child 11 years of age is a child. A young person 18 years of age is a young adult. The older they are, the less they want adult interference. They shelter their privacy from parents and teachers.” (Denmark). One SIC said that, in their view, “The frequency and type of online problems teens are facing tends to differ according to age and gender: in general girls and younger teens are more likely to encounter (or be distressed by) online problems than older teens and boys.” (The Netherlands). These different needs across the age range have to be reflected in both form and content of resources. This makes it very demanding and potentially expensive to meet their requirements effectively.

As a result, wherever possible, the SICs subdivide this age group into discrete components. For example, we “must divide into subgroups 11-13, 14-16 and 17-18.” (Norway), “11-13, 13-15, 15-18” (France – eEnfance) or “dividing information for 11-12 year-olds and 13+”. (Russia).

### 2. The Generational Gap

The SICs say that generational difference is particularly challenging with this age group. “Young people in that age group think that they know already everything about online safety, so it is hard get new information through to them.” (Finland). “They have special tastes, language [and] preferences that are hard to grasp by adults.” (Slovenia). “Teenagers are at a development stage when risk-taking is quite natural... and when they do not particularly appreciate adults telling them what to do and not do, especially when it comes to a media they believe adults do not master better than they do.” (France - Tralalère).

### 3. Form and Content

“Teenagers do not like reading. Visual and game resources are the best tools.” (Bulgaria). The material must be age-appropriate concerning “language, content, design, length and type of material [print/online].” (Germany). The material must, “be appealing and interesting!” (Greece),

It is important to develop resources that have the right ‘style’: “It is not that easy to develop appropriate material for this age group as it is important to really meet the spirit of time. It is important to be up-to-date concerning the wording of messages and design especially for this age group.” (Luxembourg). Also, “the resources need to be adapted to their development - not too childish and neither too serious...” (France – e-Enfance). “Find the good balance between supplying useful information and attractive ‘packaging’ so that the message indeed comes through.” (Austria). “Staying innovative in our ways to present awareness raising messages to be noticed by the target group. Finding the right tone, which is appealing and young enough, but doesn't act like one of them.” (Belgium).

#### **4. Fast-changing requirements**

The online activity of young people is not static. To support them, you need to “Keep up with fast developments.” (Sweden). “As quickly as possible find out about new trends, websites, issues, popularities and thus react promptly with information and/or material where appropriate.” (Germany). “The trends of technology and 'fashionable' websites change quickly with this age bracket so it is important to avoid being service/tech specific as the content is at risk of dating quickly.” (UK).

#### **5. Curriculum time**

There are many demands on the curriculum for this age group and several SICs have commented on how hard it is to get formal school time. For example, there is “very limited time that can be dedicated to online safety topics within school curriculum” (Poland). “Fitting this type of subject into the schools’ curriculum is hard. Secondary schools have little time to fit in additional elements to the curriculum so resources need to be cross-curricular.” (UK).

## **DEVELOPING AND TESTING RESOURCES**

To overcome the challenges, the SICs are spending a great deal of time in testing resources for this age group as they are being developed. These are the main forms it takes.

### **1. Youth Panels**

The SICs use their Youth Panels or larger Youth Forums to help them develop and refine resources. For example, Saferinternet.at in Austria has “a permanent advisory youth panel composed of 15 young people that meets face-to-face for 1.5 days once in a year. Outside of the meeting, the youth forum meets online on a dedicated closed Facebook group (and additionally on Moodle). Facebook has proved to be a very popular communication channel and Saferinternet.at receives very good feedback from its youth forum members here.” In Estonia they “actively contribute to developing of thematic material. They also actively communicate with their peer groups in their own schools.”

Some countries supplement their Youth Panels with the use of adhoc youth groups to advise on specific projects. In Belgium, “They are involved in every step of the development process: from conceptualisation, development, use of words, lay-out and production to dissemination.” To achieve this, SICs use consultations, questionnaires and structured dialogue as well as online channels.

In the Netherlands, the Medialiteracy centre is conducting a survey for teens to see what teachers really need and what does not exist yet, “together we will develop teaching material as follow up.”

### **2. Schools**

When materials are tested in schools, this testing varies from consultations on single visits to full use of curriculum materials in schools over time. For example, “We always test new educational packages in classrooms before publishing them, collect feedback from pupils and edit the materials according to the feedback.” (Finland) and “We always organise pilot classes with a nearby school to check the appropriateness of the tool,” (Poland).

### **3. Adult specialists**

Some SICs consult with educational professionals and other experts, although this appears to be less common. For example, in Malta they work “by consulting professionals in the field as well as with the members of our youth panel” or “Sometimes we ask teachers and / or media education experts to comment on our materials before publishing.” (Finland).

## **DELIVERING RESOURCES**

The SICs are continually looking for the most effective channels to reach this age group. This activity is mainly divided into two forms: direct to young people or through schools.

### **1. Young People**

SICs have material available on websites such as [www.klicksafe.de](http://www.klicksafe.de) in Germany and [www.drossinternets.lv](http://www.drossinternets.lv) in Latvia. Some of these sites have a section dedicated to this age group, such as [www.saferinternet.at/staysafe/](http://www.saferinternet.at/staysafe/) in Austria. Most importantly, however, is a general move towards social media. As a result, there is significant use of Facebook for communicating information and resources. Also, a number of SICs have created channels on YouTube to host libraries of videos.

### **2. Schools**

The SICs have made their resources available for schools to download. However, many schools still prefer pre-printed material. In Austria, there is a brochure service where people and organisations can order the free-of-charge material in an online shop. In Poland, the demand for printed material and DVDs is described as still “HUGE”!

Materials are also distributed in schools as part of visits by SIC staff or partner organisations.

### **3. Other channels**

#### **3.1 Partner organisations**

These vary from country to country. In a number of countries, libraries are a channel for e-safety resources. In Latvia, materials have been disseminated with the support of the National Centre for Education. In Finland, they are working with the Youth Net and its online communities in:

- Facebook: <https://www.facebook.com/nuortennetti>
- YouTube: <http://www.youtube.com/user/MLLnuortennetti>
- IRC-Galleria: <http://irc-galleria.net/community/3103396>

In Austria, youth information centres disseminate printed resources to visitors. In France, there are close links with a range of partners. For example:

- Curiosphère/ France Television (educational web-tvs channels)
- Ligue de l'Enseignement (national federation of non-formal education)
- Cemea (national educational training association)
- UNAF (national federation of family association)
- FCPE (national parents association)
- FRANCAS (leisure centre national association)

### 3.2 Events

In Luxembourg, there is an opportunity to deliver material at events attended by BEE SECURE, in particular at the youth music events during the summer where BEE SECURE is present with the Zap photo lounge. In Malta, to commemorate World Children's Day 2011, the Commissioner for Children disseminated a comic book to each 13-year-old child.

### 3.3 Campaigns

In some countries, there have been specific e-safety campaigns on a national scale and a considerable amount of material is distributed as part of these programmes. Safer Internet Day has played a significant part in this, acting as a focus for activities and communication of advice and guidance through printed media and online.

## MEASURING EFFECTIVENESS

This is an area which has caused some difficulty in a number of countries, several of whom have indicated that they don't currently implement measurement of the effectiveness of resources. This shortfall is attributed partly to financial restrictions and partly to the sheer difficulty of putting in place sound and meaningful measures. Nevertheless, a pattern emerges from current practice where measurement does take place.

Specific tools for measurement in most countries chiefly come in two forms: questionnaires, usually used at face-to-face events and surveys of teachers concerning their use of resources. However, additional measurements of online usage include numbers of downloads (Germany) and analysis of website activity through Google Analytics in the Netherlands, such as numbers of:

- Visits
- Unique visitors
- Page view
- Time spent on the site per visit
- Time spent per topic
- Traffic sources: how did someone arrive on the site?
- Downloads
- Click paths:
  - How do people navigate through the site?
  - How quickly do they exit the site and how?

In Poland, they have a reporting tool on the website: <http://dziekowsieci.fdn.pl/sprawozdanie> where educators who conducted classes on online safety can report the number of students trained, their age, feedback obtained from students and suggestions for improvements.

In Austria, they use information about their Facebook presence: the Awareness centre (2.700 + fans) and the Helpline (2.800+ fans). In addition, they report that, "Chiefly on the Helpline fan page which is targeting teenagers in the first instance, the scope of communication shows that the helpline and its message is taken seriously among this age group."



## **FUTURE IMPROVEMENTS**

The SICs have suggested a number of ways in which teenagers could be better served.

### **1. The process for resource creation**

As has been stated previously, the key challenge remains of the difficulty of interacting with young people in this age group. The SICs have produced four main suggestions of how to break through perceived barriers:

- Draw on the experience of advertising agencies other successful communication practices to achieve the best emotional and sympathetic level.
- Consult with a wider range of professionals who work with this age group, such as teachers, psychologists, parents and social workers.
- Carry out a survey among this age group to ask what they want to become more aware of.
- Give them more of a voice and face in the tools such as vodcasts. (Belgium) (Estonia)

### **2. Product**

The SICs have expressed thoughts about the kind of products that should be produced:

- More developmental games, rather than written information
- Give-aways
- Interactive workshops with thematic discussions where they can share their knowledge, especially with parents
- More for teachers 16-18 (Finland)
- More focus on vulnerable children

### **3. Other forms of engagement**

The SICs are considering how to expand the communication channels with this age group. Ideas include:

- Interact with them on their own platforms
- More entertainment events

### **4. The Insafe Network**

The SICs have suggested some further ways in which Insafe might help them to reach teenagers:

- Specific Insafe training about how to approach teenagers
- Network initiatives that support young people's involvement in Internet governance debates and initiatives (Denmark)

- Insafe materials that could be translated into many languages in the form of Common European resources (or at least regional) shared between countries. More sharing of information between countries, preparing online tools & resources
- Developing a competition for the creation of a new common resource

## CONCLUSIONS

### 1. Strategies for success

To mitigate the challenges of developing resources and activities to meet the needs of teenagers, the SICs have undertaken a number of successful strategies.

#### 1.1 Youth consultation

Probably the most important strategy has been to work very closely with youth panels, youth councils, advisory boards and working groups. “We always have to consult our Youth Panel in order to develop information that will be based on their needs.” (Cyprus). “The Youth Panel has an important role in development of educative materials for children and the SIC consults with Youth Panel members on a regular basis.” (Latvia).

#### 1.2 Development of Critical Thinking

The SICs have been working to develop materials in engaging formats that promote critical thinking skills and informed decision-making. Simply presenting a set of rules to the older pupils in the age group is not regarded as particularly effective. As a result, many of the SICs prioritise the development of critical thinking. Tralalère (France) says, “avoid telling rules but rather lead the young people to develop critical thinking and experience with different options to decide on their own what is best for them.” “They need to be given the tools, knowledge and confidence to govern their online realities without too much adult interference.” (Denmark). One SIC simplifies it further to “Making good choices” (UK).

#### 1.3 Specialist consultation

A number of SICs work with partner professionals who are already involved with meeting the needs of this age group. This can involve “discussions with professionals working with this age students, ... to know the main problems and their best solutions.” (Lithuania).

#### 1.4 Social media

This report shows that there has been significant and growing use of social media sites to communicate with teenagers in many countries. These have the potential to take the e-safety message much further. They also have the potential to be very demanding in terms of constant updating and developing. It will be increasingly-important to share good practice in this area.

## **2. Future Developments**

### **2.1 Training**

Some SICs have indicated that they would welcome Insafe training specifically tailored to help them meet the needs of this age group. This would need careful preparation and it will be useful to explore further what such a programme might entail.

### **2.2 Common Resources**

There is a requirement to explore further the potential for developing more 'design-once use many times' resources, whether interactive games or e-safety toolkits. Will such resources work effectively pan-Europe or would they be limited to use across regions of Europe?

### **2.3 Impact measurement**

There are some excellent examples of where SICs have included impact measurement in their programmes. This is an area which could be developed much further, with agreed standards for measurement shared across all participating countries.

### **2.4 Youth Ownership**

There are some outstanding examples in this report of young people playing a large role in developing e-safety programmes. They have identified the needs, helped plan resources to meet those needs and, through peer mentoring, have also sometimes participated in their delivery. Further involvement of young people in this way can go a long way towards overcoming many of the challenges identified by the SICs.

### **2.5 Youth Leadership**

When young people have the opportunity to interact with legislators there can be real and mutual benefits. Some of these opportunities came about as part of Safer Internet Day 2012. It is important that teenagers should not feel that things are being 'done to them', whether it is Internet provision from ISPs, social media sites from entrepreneurs and corporations, legislation from governments and e-safety programmes from concerned parties.

## PROVISION FOR TEENAGERS

The SICs and Insafe have outlined the information and resources they have made available for this age group. Current provision for teenagers is both online and paper-based and for individual and school use.

### AUSTRIA

- **Online quiz for teenagers:**

[www.saferinternet.at/fileadmin/files/quiz/index.html](http://www.saferinternet.at/fileadmin/files/quiz/index.html)



- **Videos** - 'Bit & Byte Show' and many other videos made by Austrian schools and the youth panel on their YouTube channel: [www.youtube.com/user/saferinternetat](http://www.youtube.com/user/saferinternetat)
- **Flyers and posters** - "Stay safe, stay online" with five simple safety tips in German, Turkish and Bosnian / Croatian / Serbian: [www.saferinternet.at/broschuerenservice/#jump3](http://www.saferinternet.at/broschuerenservice/#jump3)
- **Facebook**
  - 'Check': [www.saferinternet.at/uploads/tx\\_simaterials/Facebook\\_Check.pdf](http://www.saferinternet.at/uploads/tx_simaterials/Facebook_Check.pdf)  
An example of successful national creative co-operation. The concept was launched by SUPRO and developed by Saferinternet.at, youth workers and social workers countrywide.
  - Check List - Five easy steps for improving privacy settings of your account.
  - Fan page of Saferinternet.at: [www.facebook.com/saferinternetat](http://www.facebook.com/saferinternetat) (2.700+ fans) is also an important resource owing to the high popularity of this social network: all target groups are present. The channel offers interesting information about resources, events and campaigns, competitions on an almost daily basis.
- **Privacy-settings guides** for social networks: [www.saferinternet.at/leitfaden](http://www.saferinternet.at/leitfaden)
- **Brochures**
  - 'Safer Surfing' for teenagers with images from SAFT: [www.saferinternet.at/uploads/tx\\_simaterials/Safer\\_Surfing.pdf](http://www.saferinternet.at/uploads/tx_simaterials/Safer_Surfing.pdf)
  - 'Dein Internet' brochure by A1: [www.saferinternet.at/uploads/tx\\_simaterials/A1\\_Internet\\_Guide.pdf](http://www.saferinternet.at/uploads/tx_simaterials/A1_Internet_Guide.pdf)
- **Safer Internet Snipcards** with tips on copyright, cyber-mobbing, fraudulent websites and privacy on the Internet, disseminated in restaurants, cafes, youth hostels, hotels and other locations in Vienna: [www.saferinternet.at/uploads/tx\\_simaterials/snipcard.pdf](http://www.saferinternet.at/uploads/tx_simaterials/snipcard.pdf)



- **Workshops** (via Event service) in schools and youth information centres. More than 700 such workshops were organised countrywide in 2011.
- **Material developed by others**
  - online quiz for teenagers developed and disseminated with the German centre Klicksafe
  - 'Du bestemmer' handbook from the Norwegian centre localised and disseminated by the Austrian Data Protection in cooperation with Saferinternet.at
  - Sheeplive cartoons from the Slovak centre

## BELGIUM

- **Portal** - On the 'clicksafe.be-portal', they provide a complete website for this age group, giving them information on the positive aspects of the most popular tools and platforms, but also on the risks and how to prevent them. There are specific chapters on cyberbullying and sexuality online e.g. 'Is porn harmful?' and 'How to flirt safely with someone online':  
[www.clicksafe.be/jongeren/?q=fr](http://www.clicksafe.be/jongeren/?q=fr).  
There is a very visible peer-to-peer aspect on the website: there are (fictitious) blogposts of young people telling about problems encountered online. On these blogposts, as well as all other content provided on the website, visitors can comment on each article. The peer-to-peer aspect is also reflected in the vodcasts showing how their peers solve problems online. These vodcasts have been made by Youth Panel members:  
[www.clicksafe.be/jongeren/?q=fr/taxonomy/term/10](http://www.clicksafe.be/jongeren/?q=fr/taxonomy/term/10)
- **Test / game apps** - They have developed a number of tools for this target group: two tests or game-applications available via Netlog to make them reflect about their own behaviour online:
  - self-tests on personal data and sexuality:  
[www.backstagekids.be/clicksafetest/selftestnl.html](http://www.backstagekids.be/clicksafetest/selftestnl.html)
  - test / game on grooming: [www.clicksafe.be/prochat/](http://www.clicksafe.be/prochat/)
- **Video competition** - for film students to develop awareness raising spots on online safety for 13-14 year olds. The winning spots can be seen on: [www.clicksafe.be/jongeren/?q=node/143](http://www.clicksafe.be/jongeren/?q=node/143)  
The others on [www.youtube.com/user/childfocuscom?feature=watch](http://www.youtube.com/user/childfocuscom?feature=watch).

## BULGARIA

- **Distance learning course and certification** as 'Online safety expert' for peer educators.
- **Game**: 3D online quest "Zone of Risk" for raising awareness: <http://game.safenet.bg/>



## CYPRUS

- **Website** - safety tips, ways to protect themselves, game and quizzes, TV spots/videos, radio spots, leaflets, photo gallery, lexicon and FAQ:  
[www.cyberethics.info/cyethics1/index.php?option=com\\_content&view=article&id=48&Itemid=14&lang=en](http://www.cyberethics.info/cyethics1/index.php?option=com_content&view=article&id=48&Itemid=14&lang=en)
- **Material developed by others**
  - Advisory information: <http://microsoft.cyberethics.info/publish/html/etusivu.htm>

## CZECH REPUBLIC

- **Online resources** - The set of resources available at [www.bezpecne-online.cz/](http://www.bezpecne-online.cz/).
- **Material developed by others**
  - Focused Facebook profile [www.facebook.com/bezpecneonline?v=wall&ref=ts](https://www.facebook.com/bezpecneonline?v=wall&ref=ts) and YouTube channel [www.youtube.com/user/saferinternetczech](https://www.youtube.com/user/saferinternetczech).

## DENMARK

- **Safer Internet Day 2012 Youth Forum Report** - Young people discussed various themes and produced campaign pitches, mobile films and cartoons about the challenges and opportunities of their digital everyday life:



[www.dfi.dk/Boern\\_og\\_unge/Medieraadet/Nyheder-fra-Medieraadet/internet\\_og\\_mobil/Rapport-Safer-Internet-Day-Youth-Agenda.aspx](http://www.dfi.dk/Boern_og_unge/Medieraadet/Nyheder-fra-Medieraadet/internet_og_mobil/Rapport-Safer-Internet-Day-Youth-Agenda.aspx)

- **Resources** - From the Media Council/Awareness Centre's youth panel with young people between 13-16 of age: [www.medierod.wordpress.com](http://www.medierod.wordpress.com) and [www.youtube.com/medierod](https://www.youtube.com/medierod)
- **Campaign and Teaching Material** - The 'Digital Mirror' is a campaign with teaching material targeted at students aged between 12 and 17 and their teachers: [www.detdigtalespejl.dk](http://www.detdigtalespejl.dk)

## ESTONIA

- **Online advice** on how to communicate safely on the Internet, cyberbullying, personal data protection published in Estonian, Russian and English: [www.targaltinternetis.ee/noortele/](http://www.targaltinternetis.ee/noortele/)


- **Cartoons** - Bunny-Johnny and the world of the Internet in Estonian, Russian and English:  
[www.targaltinternetis.ee/lastele/janku-jussi-internetimaailm/](http://www.targaltinternetis.ee/lastele/janku-jussi-internetimaailm/)



- **Games**
  - Web-based Nastix for children and youngsters about how to be safely online which will be published this year on the project website [www.targaltinternetis.ee](http://www.targaltinternetis.ee).
  - QR game on Internet safety:  
[www.targaltinternetis.ee/wp-content/uploads/2012/04/QR-mäng2.doc](http://www.targaltinternetis.ee/wp-content/uploads/2012/04/QR-mäng2.doc)
- **Peer-to-peer advice:** (videoclips, websites etc):  
[www.targaltinternetis.ee/lastele/teavitustmaterjalid-opilastelt-opilastele/](http://www.targaltinternetis.ee/lastele/teavitustmaterjalid-opilastelt-opilastele/)
- **Posters**
  - Netinipid (Tips about online safety):  
[www.targaltinternetis.ee/wp-content/uploads/2010/11/netinipid1.pdf](http://www.targaltinternetis.ee/wp-content/uploads/2010/11/netinipid1.pdf)
  - 'Seisa enda eest':  
[www.targaltinternetis.ee/wp-content/uploads/2010/11/seisaendaeest-a3.pdf](http://www.targaltinternetis.ee/wp-content/uploads/2010/11/seisaendaeest-a3.pdf)
- **Material developed by others**
  - Nine 'sheeplive' cartoons developed by the Slovakian SIC, translated into Estonian:  
[www.sheeplive.eu](http://www.sheeplive.eu)
  - Workbook 'Play and Learn', translated into Estonian:  
[www.saferinternet.org/c/document\\_library/get\\_file?uuid=5127af3f-5814-4f21-8b84-6538060620f9&groupId=10131](http://www.saferinternet.org/c/document_library/get_file?uuid=5127af3f-5814-4f21-8b84-6538060620f9&groupId=10131)
  - E-safety Kit in Estonian (printed publication)
  - Estonian Data Protection Directorate web-based game "Päästa Liisa ID" about personal data protection: [www.aki.ee/paastaliisaid/](http://www.aki.ee/paastaliisaid/)
  - Thematic tests: [www.targaltinternetis.ee/lastele/testid/](http://www.targaltinternetis.ee/lastele/testid/) and [www.targaltinternetis.ee/noortele/testid/](http://www.targaltinternetis.ee/noortele/testid/)

## FINLAND

- **Portal** - Targeted mainly at 13 to 16 year olds. The Youth Net includes a section called 'Me & the Media' [www.mll.fi/nuortennetti/mina\\_ja\\_media/](http://www.mll.fi/nuortennetti/mina_ja_media/).



- Information about cyberbullying, online rights, online dating, sexting and critical thinking.
- Videos made by the Youth panel:  
[www.mll.fi/nuortennetti/mina\\_ja\\_media/nuorelta\\_nuorelle/nuorten\\_tekemat\\_jutut/](http://www.mll.fi/nuortennetti/mina_ja_media/nuorelta_nuorelle/nuorten_tekemat_jutut/)
- Humorous Facebook test, 'How websmart are you?'  
[www.mll.fi/nuortennetti/mina\\_ja\\_media/nuorelta\\_nuorelle/nettitesi/](http://www.mll.fi/nuortennetti/mina_ja_media/nuorelta_nuorelle/nettitesi/)
- Discussion section about media:  
[www.mll.fi/nuortennetti/mina\\_ja\\_media/nuorelta\\_nuorelle/](http://www.mll.fi/nuortennetti/mina_ja_media/nuorelta_nuorelle/)  
Youth panellists answer on discussion threads. Exercises based on 'Me & the Media' information: [www.mll.fi/nuortennetti/info/oppimistehtavat/mina\\_ja\\_media/](http://www.mll.fi/nuortennetti/info/oppimistehtavat/mina_ja_media/)
- **Group discussions:** Youth panellists have discussions about online safety about twice a year in IRC-Galleria: <http://irc-galleria.net/community/3103396>.
- **DVD:** digital stories for online safety trainers, who give lessons in schools for this age group.

## FRANCE

- **Online tools** based on the helpline FAQ and safety tips produced by e-Enfance. There is a helpline button for Chrome browser:  
<https://chrome.google.com/webstore/detail/bjinchdannndedjbpfakgccdlcnlbgj?hl=fr>  
and a Facebook app: <https://apps.facebook.com/netecoute/?ref=ts>.



- **Games** - '2025 ex machina' comprising four games with mobile apps and educational materials:  
[www.2025exmachina.net/](http://www.2025exmachina.net/).
- **Facebook page** for teenagers in preparation with the youth panel which will allow them to create discussion and share opinions about online usages, experiences and tips.

## GERMANY

- **Internet general advice:**  
[www.klicksafe.de/service/materialien/broschueren-ratgeber/internet-tipps-fuer-jugendliche/](http://www.klicksafe.de/service/materialien/broschueren-ratgeber/internet-tipps-fuer-jugendliche/)

- **Data protection advice:**



[www.klicksafe.de/service/materialien/broschueren-ratgeber/datenschutz-tipps-fuer-jugendliche-so-sind-deine-daten-im-internet-sicher/](http://www.klicksafe.de/service/materialien/broschueren-ratgeber/datenschutz-tipps-fuer-jugendliche-so-sind-deine-daten-im-internet-sicher/)



- **Social networking guidelines**, e.g. "Facebook for Minors":  
[www.klicksafe.de/themen/kommunizieren/soziale-netzwerke/facebook-privatsphaere-schuetzen-durch-richtige-einstellungen/](http://www.klicksafe.de/themen/kommunizieren/soziale-netzwerke/facebook-privatsphaere-schuetzen-durch-richtige-einstellungen/)
- **Online quiz** on Klicksafe for young people, available for the topics of data protection, computer games, copyright, sexualised worlds: [www.klicksafe.de/service/aktuelles/quiz/](http://www.klicksafe.de/service/aktuelles/quiz/)
- **Material developed by others (flyers)**
  - 'Chatting without risk' by jugendschutz.net:  
[www.jugendschutz.net/pdf/Chat\\_Faltblatt\\_kids.pdf](http://www.jugendschutz.net/pdf/Chat_Faltblatt_kids.pdf)
  - 'CQ & Co. How to chat safely' by jugendschutz.net:  
[www.klicksafe.de/fileadmin/media/documents/pdf/Broschren\\_Ratgeber/ICQ\\_Co\\_jsn\\_klicksafe.pdf](http://www.klicksafe.de/fileadmin/media/documents/pdf/Broschren_Ratgeber/ICQ_Co_jsn_klicksafe.pdf)
  - 'Safely connected - Children and young people in Internet communities', jugendschutz.net:  
[www.klicksafe.de/fileadmin/media/documents/pdf/Broschren\\_Ratgeber/Sicher\\_vernetzt.pdf](http://www.klicksafe.de/fileadmin/media/documents/pdf/Broschren_Ratgeber/Sicher_vernetzt.pdf).
  - Safe and responsible use of mobile phones by handysektor.de.

## GREECE

- **Facebook safety guide** - a 48-page guide: [www.saferinternet.gr/index.php?parentobjId=Page15](http://www.saferinternet.gr/index.php?parentobjId=Page15)
- **Flash games, quizzes and exercises** - available under the password-protected educators' portal 'educators.saferinternet.gr'



## HUNGARY

- **Pocket Cards**:  
[www.saferinternet.hu/sites/default/files/news-files/kartya2old1\\_nyomda.pdf](http://www.saferinternet.hu/sites/default/files/news-files/kartya2old1_nyomda.pdf)  
[www.saferinternet.hu/sites/default/files/news-files/kartya2told2\\_nyomda.pdf](http://www.saferinternet.hu/sites/default/files/news-files/kartya2told2_nyomda.pdf)
- **U18 Blog**: <http://u18.hu/>
- **Videos**: [www.youtube.com/user/NGYSZ?feature=watch](http://www.youtube.com/user/NGYSZ?feature=watch)
- **Material developed by others**

- Exposed Video - <http://www.youtube.com/watch?v=LsrDKUc8-Qs>
- Tom's Story - <http://www.youtube.com/watch?v=HO2ourkwM3Q&feature=related>

#### ICELAND

- **Resources** - Teaching modules, reading books, videos, peer-to-peer talks, online games, guides and manuscripts for play: <http://www.saft.is/>



#### IRELAND

- **Website** - <http://www.watchyourspace.ie/>
- **Advisory guide** - [www.thinkb4uclick.ie/pdf/TB4UC\\_INFO\\_ADVICE\\_FLYER.pdf](http://www.thinkb4uclick.ie/pdf/TB4UC_INFO_ADVICE_FLYER.pdf)

#### ITALY

- **Social Network Guide** - thematic guide for the use of Facebook and Twitter and privacy issues: [http://www.sicurinrete.org/wp-content/uploads/2011/12/guida\\_privacy.pdf](http://www.sicurinrete.org/wp-content/uploads/2011/12/guida_privacy.pdf)

#### LATVIA

- **Game** - educational Interactive Game on Internet Safety 'Mouse, Safety and Internet' for children aged 10 – 14: [www.drossinternets.lv/spele/](http://www.drossinternets.lv/spele/)



- **Video clips** - 10 short video clips/instructions 'Act Virtual, Think Real!'. They are developed with short humorous/sarcastic phrases - a comparison of activities in virtual and real life: [www.youtube.com/watch?v=FKbgz4rEQ-&list=PLD9F80E3971C2A427&index=1&feature=plpp\\_video](http://www.youtube.com/watch?v=FKbgz4rEQ-&list=PLD9F80E3971C2A427&index=1&feature=plpp_video)

#### LITHUANIA

- **Documentary film** TINKLAS 'The Net'. For students aged 11 to 20 and for teachers and parents. Famous artists, psychologists, representatives of state institutions, business and international

organisations talk about the advantages and disadvantages of the Internet, the main threats to children and give advice to parents. The chief characters in the documentary are ordinary Lithuanian children and their parents and teachers. The topics are: addiction to the computers and Internet, cyberbullying, child sexual abuse and illegal content: <http://games1.one.lt/tinklas/>.

- **Game** - 'Irma and Jurgis' online adventure for children aged 8-12, but is used for children up to



15 in school or at home. The main issues in the game are e-mail, privacy, information security, cyberbullying and grooming. There are situations where children can choose answers and score points. When a child selects the wrong answer, he or she is given a short tip on how the situation can be resolved correctly:

[www.draugiskasinternetas.lt/zaidimas/](http://www.draugiskasinternetas.lt/zaidimas/).

- **Notebook** - with short tips for children ('What lies on the Internet and what you should know'). In practice, the notebook is used for children under sixteen years. Parents and teachers may also find them useful. Notebook provides short essential simple tips: protecting your health, being friendly and paying attention to older people's advice, choosing friends, keeping your privacy safe, to socialise and computer protection:

[http://saferinternet.org/c/document\\_library/get\\_file?p\\_l\\_id=10527&folderId=56528&name=DLFE-2708.pdf&version=1.5](http://saferinternet.org/c/document_library/get_file?p_l_id=10527&folderId=56528&name=DLFE-2708.pdf&version=1.5)

- **Student Notebook** - The SIC, in partnership with the EU programme for schools eTwinning, created the special student (note)book. This book contains the information about eTwinning and Safer Internet projects and there are essential tips for children. The main topics of the book are: how to feel safer on the Internet, information you can't publish on the Internet, what you need to know if you have e-mail and where you can report it if you found improper information on the Internet: [www.saferinternet.org/c/document\\_library/get\\_file?uuid=c801d08e-0695-44a6-aba3-75e3bd40b7d0&groupId=10263](http://www.saferinternet.org/c/document_library/get_file?uuid=c801d08e-0695-44a6-aba3-75e3bd40b7d0&groupId=10263)

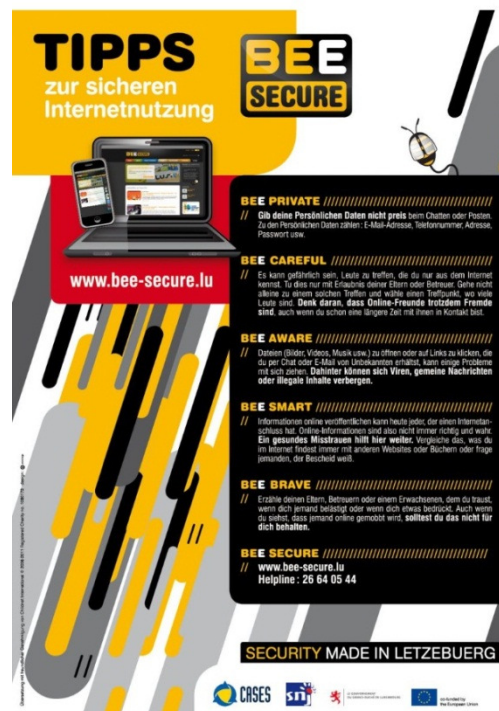
- **Material developed by others**

- Safer internet virtual encyclopaedia created by an Advisory board member of Safer Internet project 'Libraries for Innovation' (Martynas Mažvydas National Library of Lithuania): <http://enciklopedija.bibliotekospazangai.lt/>.
- Book for students about behaviour online used by children under 18. The main topics are: I - a tragedy, the computer 'went bankrupt'; II - what you 'know about the Internet; III – 'If the Internet hurts!'

## LUXEMBOURG

- **Website** - content for this age group:
  - DE: [www.bee-secure.lu/de/jugendliche](http://www.bee-secure.lu/de/jugendliche)
  - FR: [www.bee-secure.lu/fr/ado](http://www.bee-secure.lu/fr/ado)

- **Social media:**
  - [www.facebook.com/BEESECURE](http://www.facebook.com/BEESECURE)
  - <http://twitter.com/BEESECURE>
  - [www.youtube.com/beesecuretv](http://www.youtube.com/beesecuretv)
- **Poster - 'BEE SECURE' Tips:**
  - DE: [www.bee-secure.lu/sites/bee-secure.lu/files/images/BS%20lycee%20A2%20DE\\_WEB.jpg](http://www.bee-secure.lu/sites/bee-secure.lu/files/images/BS%20lycee%20A2%20DE_WEB.jpg)
  - FR: [www.bee-secure.lu/sites/bee-secure.lu/files/images/BS%20lycee%20A2%20FR\\_WEB.jpg](http://www.bee-secure.lu/sites/bee-secure.lu/files/images/BS%20lycee%20A2%20FR_WEB.jpg)
  - EN: [www.bee-secure.lu/sites/bee-secure.lu/files/images/BS%20lycee%20A2%20UK\\_WEB.jpg](http://www.bee-secure.lu/sites/bee-secure.lu/files/images/BS%20lycee%20A2%20UK_WEB.jpg)



- **Applications:**
  - DE: [www.bee-secure.lu/de/saferinternet/passwort/online-test](http://www.bee-secure.lu/de/saferinternet/passwort/online-test)
  - FR: [www.bee-secure.lu/fr/safer-internet/mot-de-passe/tester-la-r%C3%A9sistance](http://www.bee-secure.lu/fr/safer-internet/mot-de-passe/tester-la-r%C3%A9sistance)
- **Booklets**
  - Data protection:
    - DE: [www.bee-secure.lu/sites/bee-secure.lu/files/files/Datenschutz\\_web.pdf](http://www.bee-secure.lu/sites/bee-secure.lu/files/files/Datenschutz_web.pdf)
    - FR: [www.bee-secure.lu/sites/bee-secure.lu/files/images/Depli\\_BEE-1\\_Fr\\_DEF-1.gif](http://www.bee-secure.lu/sites/bee-secure.lu/files/images/Depli_BEE-1_Fr_DEF-1.gif)
  - Internet survival guide:
    - DE: [http://www.bee-secure.lu/sites/bee-secure.lu/files/files/Survivalguide\\_D.pdf](http://www.bee-secure.lu/sites/bee-secure.lu/files/files/Survivalguide_D.pdf)
    - FR: [http://www.bee-secure.lu/sites/bee-secure.lu/files/files/Survivalguide\\_F.pdf](http://www.bee-secure.lu/sites/bee-secure.lu/files/files/Survivalguide_F.pdf)
- **Dossier - 'Computer and internet addiction':**
  - DE: [www.bee-secure.lu/sites/bee-secure.lu/files/files/Fiche\\_Computersucht\\_D.pdf](http://www.bee-secure.lu/sites/bee-secure.lu/files/files/Fiche_Computersucht_D.pdf)
  - FR: [www.bee-secure.lu/sites/bee-secure.lu/files/files/Fiche\\_Computersucht\\_F.pdf](http://www.bee-secure.lu/sites/bee-secure.lu/files/files/Fiche_Computersucht_F.pdf)

- **Flyers**
  - 'Image rights':  
DE: [www.bee-secure.lu/sites/bee-secure.lu/files/20120307\\_BEE%20SECURE%20\\_FlyerDroitImage\\_finalDE.pdf](http://www.bee-secure.lu/sites/bee-secure.lu/files/20120307_BEE%20SECURE%20_FlyerDroitImage_finalDE.pdf)  
FR: [www.bee-secure.lu/sites/bee-secure.lu/files/20120307\\_BEE%20SECURE%20\\_FlyerDroitImage\\_finalFR.pdf](http://www.bee-secure.lu/sites/bee-secure.lu/files/20120307_BEE%20SECURE%20_FlyerDroitImage_finalFR.pdf)
  - 'Discrimination'
  - Comic "Lucky Luke" (fraud)
- **Tools** - Polaroid campaign, Zap photo lounge, Password campaign tooth brushes, Cross campaign 'Safer Internet/Safer Sex', barometer of violence, button machine, CD Generation Internet - songs
- **Gadgets** - buffs, caps, mobile cleaner, pens, stickers, buttons
- **Material developed by others**
  - The data protection booklet adapted from the German booklet and the poster tips from the UK poster.
  - Video clips of different initiatives as support for our trainings for pupils and youngsters:
    - SAFT, IS (pornography, spam, meeting strangers)
    - Cybersecs, NL (web cam)
    - Klicksafe, DE (gaming)
    - Childnet international, UK (Let's fight together)
    - Dubestemmer, NO (cyberbullying, facebook)
    - Friends, SE (civil courage)

## MALTA

- **Comic books** for ages up to 13 which deal with issues such as grooming and cyberbullying.
- **Cartoons** - A set of animated cartoons for 13-15 year olds.
- **Videos** - For the 15 to 18 age group which deal with privacy and other online safety issues.

## NETHERLANDS

- **Portal** – [www.meldknop.nl](http://www.meldknop.nl) (translation: 'reportbutton.nl') helps young people solve their online problems by providing them with tips and information. The website also directs teens and pre-teens to organisations that offer help and advice to people who have had an unpleasant experience on the Internet. Via e-mail, phone or chat, they can contact professionals who can help in finding solutions or are simply there to listen.





Four main categories provide access to information that allows young people to take steps towards solving the problem: Bullying, Sex, Misuse, Harassment. These categories contain examples of concrete situations with specific information on how best to deal with them, as well as organisations that can provide help. Meldknop.nl offers a report button option that can be integrated in Internet browsers such as Internet Explorer, Mozilla Firefox and Safari. This report button will provide the user with easy one-click access to Meldknop.nl, allowing them to find quickly help in unpleasant situations. The report button can be easily downloaded and installed on computers operating on Windows or Mac OSX.

## NORWAY

- **Debate and discussion module** - for youths, teachers and parents on issues related to online control and privacy issues: [www.medietilsynet.no/no/Trygg-bruk/SID2012/Skolepakken/](http://www.medietilsynet.no/no/Trygg-bruk/SID2012/Skolepakken/)
- **Material developed by others**  
School campaign against cyberbullying developed together with Telenor, Red Cross and Kids and Media (NGO): <http://www.brukhue.com/>



## POLAND

- **E-learning courses:** <http://dzieckowsieci.fdn.pl/e-learning-programu-dziecko-w-sieci>
  - **Interview Video** - 'W Sieci' - a video in the form of a talk show hosted by a celebrity, Ewa Farna, who interviews two young people talking about their online experiences (cyberbullying and grooming cases): [www.wsieci.tv](http://www.wsieci.tv)
- **Cartoons** - a series of cartoons '321 Internet' which feature a Polish rally driver Krzysztof Hołowczyc (as campaign ambassador): [www.321internet.pl](http://www.321internet.pl)



- **Campaigns**
  - 'Stop cyberbullying' campaign, a two-minute educational video and a lesson plan which tackles the problems of prevention and cyberbullying: [www.youtube.com/watch?feature=player\\_embedded&v=NHa1nc2wYTg#](http://www.youtube.com/watch?feature=player_embedded&v=NHa1nc2wYTg#)
  - 'Watch your face' campaign on privacy: [www.facebook.com/fejsmen](http://www.facebook.com/fejsmen)

- Helpline promotional material: <http://helpline.org.pl/rodzice-i-profesjonalisci/banner>

#### PORTUGAL

- Games: [www.seguranet.pt/1\\_2ciclos/](http://www.seguranet.pt/1_2ciclos/) and [www.seguranet.pt/jogo/](http://www.seguranet.pt/jogo/)



- Lesson material: [www.seguranet.pt/alertas-2009-10](http://www.seguranet.pt/alertas-2009-10) and [www.seguranet.pt/alertas-2010-11](http://www.seguranet.pt/alertas-2010-11)
- Comic Cartoons: [https://www.portaldasescolas.pt/portal/server.pt/community/00\\_recursoeducativos/259/Ver%20Recurso%20Educativo?topage=red\\_readonly&red\\_id=3764](https://www.portaldasescolas.pt/portal/server.pt/community/00_recursoeducativos/259/Ver%20Recurso%20Educativo?topage=red_readonly&red_id=3764)
- Facebook for younger pupils: [www.seguranet.pt/repositorymodule/collection\\_view/id/271/](http://www.seguranet.pt/repositorymodule/collection_view/id/271/)
- Video resources: [http://comunicaremseguranca.sapo.pt/minuto\\_seguro.html](http://comunicaremseguranca.sapo.pt/minuto_seguro.html)
- Audio Resources: [www.seguranet.pt/repositorymodule/collection\\_view/id/287/](http://www.seguranet.pt/repositorymodule/collection_view/id/287/)
- Website with several resources: [www.seguranet.pt/alunos](http://www.seguranet.pt/alunos)
- Material developed by others

Videos by several authors like 'Think You Know':

[www.youtube.com/watch?v=v78DeY6pNyg&feature=player\\_embedded#](http://www.youtube.com/watch?v=v78DeY6pNyg&feature=player_embedded#)

Cyberbullying - Childnet:

[www.youtube.com/watch?feature=player\\_embedded&v=fNumIY9D7uY](http://www.youtube.com/watch?feature=player_embedded&v=fNumIY9D7uY)

#### ROMANIA

- Brochure: [www.sigur.info/resurse-sigur-info-adolescenti.html](http://www.sigur.info/resurse-sigur-info-adolescenti.html)



- **Cyberbullying flyer:** [www.sigur.info/resurse-sigur-info/flyer-cyberbullying.pdf](http://www.sigur.info/resurse-sigur-info/flyer-cyberbullying.pdf)
- **Videos** of online behaviours of adolescents:  
[www.sigur.info/index.php?/component/option,com\\_hwdvideoshare/Itemid,328/task,frontpage/](http://www.sigur.info/index.php?/component/option,com_hwdvideoshare/Itemid,328/task,frontpage/)
- **Material developed by others**
  - Online game from Microsoft:  
[www.sigur.info/index.php?/resurse-sigure-online/siguranta-online/resurse-microsoft.html](http://www.sigur.info/index.php?/resurse-sigure-online/siguranta-online/resurse-microsoft.html)
  - Orange practical guide:  
[www.sigur.info/index.php?/resurse-sigure-online/siguranta-online/resurse-orange.html](http://www.sigur.info/index.php?/resurse-sigure-online/siguranta-online/resurse-orange.html)
  - Childnet resources:  
[www.sigur.info/docs/muzica-software-ul-si-internetul-ghid-pentru-parinti-si-profesori.pdf](http://www.sigur.info/docs/muzica-software-ul-si-internetul-ghid-pentru-parinti-si-profesori.pdf)

## RUSSIA

- **Brochures** -
  - 'Rules of Internet-Samurai'
  - ABC for Internet-Safety
- **SIC website** - youth part of [www.saferunet.ru](http://www.saferunet.ru)
- **Material developed by others** -  
SID leaflets for SID 2011 and 2012

## SLOVAKIA

- **Resources** - Information on threats on the Internet with advice on safer use for teenagers, dictionary and posters on key five topics: [www.zodpovedne.sk](http://www.zodpovedne.sk)
- **Material developed by others**
  - Video clips from the Insafe network and individual countries
  - Interactive stories produced by Microsoft

## SLOVENIA

- **Facebook**
  - 'I surf safely' page for teenagers with content tailored to their needs and tastes:  
[www.facebook.com/deskamvarno](http://www.facebook.com/deskamvarno)
  - Application: 'Are you a Facebook jerk?', a fun app to test what kind of Facebook friends they are:  
[www.facebook.com/deskamvarno?sk=app\\_122822441144543](http://www.facebook.com/deskamvarno?sk=app_122822441144543)





- **Educational games/quizzes:** [www.safe.si/kviz/](http://www.safe.si/kviz/) and [www.safe.si/igra/krmarij/](http://www.safe.si/igra/krmarij/)
- **Tests** about cyber addictions:
  - Internet: [www.safe.si/c/917/z\\_internetom/?preid=927](http://www.safe.si/c/917/z_internetom/?preid=927)
  - mobile phone: [www.safe.si/c/918/z\\_mobilnimi\\_telefoni/?preid=917](http://www.safe.si/c/918/z_mobilnimi_telefoni/?preid=917)
  - computer games: [www.safe.si/c/919/z\\_racunalniskimi\\_igrami/?preid=918](http://www.safe.si/c/919/z_racunalniskimi_igrami/?preid=918)
- **E-postcards** - Teenagers can send e-postcards to their friends and invite them to offline activities as part of cyber addiction campaign: [www.safe.si/c/927/Erazglednice/?preid=672](http://www.safe.si/c/927/Erazglednice/?preid=672)
- **Video tutorials** - c.12 video guides on how to protect your privacy and report abuse on Facebook, Gmail, Internet Explorer, Firefox: [www.safe.si/c/1560/Video\\_koticek/?preid=672](http://www.safe.si/c/1560/Video_koticek/?preid=672)
- **Video competition** - children aged 12-15 years are invited every year to enter NAC's competition creating a video on chosen Internet safety topic: [www.safe.si/c/1452/Natecaj\\_za\\_3\\_triado/?preid=946](http://www.safe.si/c/1452/Natecaj_za_3_triado/?preid=946)
- **Online pledge against cyberbullying:** [http://www.safe.si/db/31/1773/eGradiva/EZAOBLJUBA\\_USTAVIMO\\_SPLETNO\\_NADLEGOVANJE/?&cat=654&p1=670&p2=672&p3=1559&p4=0&id=1559](http://www.safe.si/db/31/1773/eGradiva/EZAOBLJUBA_USTAVIMO_SPLETNO_NADLEGOVANJE/?&cat=654&p1=670&p2=672&p3=1559&p4=0&id=1559)
- **Online horoscope** with safety tips for different zodiac signs: [www.safe.si/c/1564/Poletni\\_spletni\\_horoskop/?preid=1559](http://www.safe.si/c/1564/Poletni_spletni_horoskop/?preid=1559)
- **Mouse pads with tips** - This is very popular among teenagers and also confirmed by the youth panel as it puts online safety tips next to a young person's computer:



- 'Think before you put yourself online': [www.safe.si/db/31/2007/eGradiva/PREMISLI\\_PREDEN\\_SE\\_DAS\\_NA\\_NET\\_podloge\\_za\\_misko/?&cat=654&p1=670&p2=672&p3=1559&p4=0&id=1559](http://www.safe.si/db/31/2007/eGradiva/PREMISLI_PREDEN_SE_DAS_NA_NET_podloge_za_misko/?&cat=654&p1=670&p2=672&p3=1559&p4=0&id=1559)
- 'Creating safe passwords': [www.safe.si/db/31/2005/eGradiva/KAKSNA\\_SO\\_VARNA\\_SPLETNA\\_GESLA\\_podloge\\_za\\_misko/?&cat=654&p1=670&p2=672&p3=1559&p4=0&id=1559](http://www.safe.si/db/31/2005/eGradiva/KAKSNA_SO_VARNA_SPLETNA_GESLA_podloge_za_misko/?&cat=654&p1=670&p2=672&p3=1559&p4=0&id=1559)
- Computer protection in three steps: [www.safe.si/db/31/2003/eGradiva/ZASCITI\\_SVOJ\\_RACUNALNIK\\_V\\_3\\_KORAKIH\\_Podloge\\_za\\_misko/?&cat=654&p1=670&p2=672&p3=1559&p4=0&id=1559](http://www.safe.si/db/31/2003/eGradiva/ZASCITI_SVOJ_RACUNALNIK_V_3_KORAKIH_Podloge_za_misko/?&cat=654&p1=670&p2=672&p3=1559&p4=0&id=1559)

- **Postcards** - invite your friends to offline activities (part of cyber addictions campaign):  
[www.safe.si/db/31/1203/eGradiva/ZASVOJENOST\\_Z\\_INTERNETOM\\_MOBITELI\\_IN\\_RACUNALNIS\\_KIMI\\_IGRAMI\\_razglednice/?&cat=393&p1=670&p2=672&p3=0&p4=0&id=672](http://www.safe.si/db/31/1203/eGradiva/ZASVOJENOST_Z_INTERNETOM_MOBITELI_IN_RACUNALNIS_KIMI_IGRAMI_razglednice/?&cat=393&p1=670&p2=672&p3=0&p4=0&id=672)
- **Posters**
  - Top 10 tips for schools:  
[www.safe.si/db/31/2646/eGradiva/10\\_ZLATIH\\_PRAVIL\\_ZA\\_VARNO\\_UPORABO\\_SPLETA\\_plakat\\_za\\_ole\\_NOVO/?&cat=393&p1=670&p2=672&p3=0&p4=0&id=672](http://www.safe.si/db/31/2646/eGradiva/10_ZLATIH_PRAVIL_ZA_VARNO_UPORABO_SPLETA_plakat_za_ole_NOVO/?&cat=393&p1=670&p2=672&p3=0&p4=0&id=672)
  - Think, before you put yourself online:  
[www.safe.si/db/31/2002/eGradiva/PREMISLI\\_PREDEN\\_SE\\_DAS\\_NA\\_NET\\_plakat/?&cat=393&p1=670&p2=672&p3=0&p4=0&id=672](http://www.safe.si/db/31/2002/eGradiva/PREMISLI_PREDEN_SE_DAS_NA_NET_plakat/?&cat=393&p1=670&p2=672&p3=0&p4=0&id=672)
  - Poster Stop cyberbullying:  
[www.safe.si/db/31/1772/eGradiva/SPLETNO\\_NADLEGOVANJE\\_NI\\_ZABAVNO\\_plakat/?&cat=393&p1=670&p2=672&p3=0&p4=0&id=672](http://www.safe.si/db/31/1772/eGradiva/SPLETNO_NADLEGOVANJE_NI_ZABAVNO_plakat/?&cat=393&p1=670&p2=672&p3=0&p4=0&id=672)

## SPAIN

- **Conferences in schools** - the safer use of Internet and social networks.
- **Websites** - information and resources:  
[www.protegeles.com](http://www.protegeles.com), [www.quenoteladen.es](http://www.quenoteladen.es) and [www.jovenyenred.com/](http://www.jovenyenred.com/)



## SWEDEN

- **Campaign** - targeting professionals and parents of young people and digital games (PC, consoles, mobile devices, apps):
  - Documentary films - two films for 12-18 year olds
  - campaign website/pages
  - information leaflet on gaming
  - discussion material to be used in schools (connected to the films)
  - previously launched reports on gaming: [www.statensmedierad.se/spela-roll](http://www.statensmedierad.se/spela-roll)

## UNITED KINGDOM

- **Know IT All Secondary Toolkit** provides educators with a range of ready to go e-safety resources. Educators can browse, download and personalise the range of lesson plans, films, games, presentations and more, covering: Plagiarism, Copyright, Cyberbullying, Grooming, Safer Social Networking, Digital Citizenship and Drama: <http://childnet.com/kia/toolkit/>

- **The Upper Secondary Toolkit** - for pupils aged 14-19 years. Contains two resources: The Advanced Project and the drama activity Picture This, which are easy to use and are matched to the skills and interests of young people aged 14-19:  
<http://childnet.com/kia/secondary/toolkit-advanced/secondary-advanced-project.aspx>  
<http://childnet.com/kia/secondary/toolkit-advanced/picture-this.aspx>
- **Cyberbullying film** 'Let's fight it together'. It also has a supporting online interactive game:  
[www.digizen.org/resources/cyberbullying/films/uk/lfit-film.aspx](http://www.digizen.org/resources/cyberbullying/films/uk/lfit-film.aspx)  
[www.digizen.org/resources/digizen-game.aspx](http://www.digizen.org/resources/digizen-game.aspx)
- **Sessions in schools** - The Childnet Education team speaks in schools to young people, focusing on digital footprints and online reputation.

## INSAFE

- **PlayDecide Discussion Games** - PlayDecide is a thought-provoking and interactive offline discussion game which helps young people talk about controversial issues and comprehend the complexity of the digital world. The game is based on a model developed by [FUND](http://www.fund.org.uk). The Insafe coordination team adapted this template to build three of its own games on issues related to digital literacy: Young people in the media, Digital Lives and e-Skills. This resource allows young people to discuss issues close to their heart (and deeply entwined with online safety), without being pushed to give a "socially responsible" point of view. Teachers benefit from this format as well, as it is easy to set up and designed in such a way that it will facilitate discussion. A set of fun information, issue and story cards can be downloaded at [www.paneuyouth.eu](http://www.paneuyouth.eu). The teacher is offered a set of clear guidelines, explaining how to print the material, set up the room and play the games.



## PROVISION FOR TEACHERS

The SICs have outlined the information and resources they have available for teachers of this age group. Resources are only described here if they are additional to those in the previous section.

### AUSTRIA

- **Handbooks**

Saferinternet.at publishes teacher handbooks under the brand “Erst denken, dann klicken” (‘Think before you click’) developed in cooperation with practitioners:

- Safer Internet in primary schools:  
[www.saferinternet.at/uploads/tx\\_simaterials/Safer Internet in der Volksschule.pdf](http://www.saferinternet.at/uploads/tx_simaterials/Safer_Internet_in_der_Volksschule.pdf)
  - Media violence in schools:  
[www.saferinternet.at/uploads/tx\\_simaterials/Medien und Gewalt.pdf](http://www.saferinternet.at/uploads/tx_simaterials/Medien_und_Gewalt.pdf)
  - Cyberbullying:  
[www.saferinternet.at/uploads/tx\\_simaterials/Schulmaterial Aktiv gegen Cyber Mobbing.pdf](http://www.saferinternet.at/uploads/tx_simaterials/Schulmaterial_Aktiv_gegen_Cyber_Mobbing.pdf)
  - Safe and responsible use of mobile phones:  
[www.saferinternet.at/uploads/tx\\_simaterials/Unterrichtsmaterial Das Handy in der Schule.pdf](http://www.saferinternet.at/uploads/tx_simaterials/Unterrichtsmaterial_Das_Handy_in_der_Schule.pdf)
  - Online privacy:  
[www.saferinternet.at/uploads/tx\\_simaterials/Schulmaterial Schutz der Privatsphaere im Internet.pdf](http://www.saferinternet.at/uploads/tx_simaterials/Schulmaterial_Schutz_der_Privatsphaere_im_Internet.pdf)
  - Safe and responsible use of web 2.0:  
[www.saferinternet.at/uploads/tx\\_simaterials/Web 2.0 Das Mitmach-Internet sicher und verantwortungsvoll nutzen.pdf](http://www.saferinternet.at/uploads/tx_simaterials/Web_2.0_Das_Mitmach-Internet_sicher_und_verantwortungsvoll_nutzen.pdf)
  - Fraudulent web services:  
[www.saferinternet.at/uploads/tx\\_simaterials/Internetabzocke Gratis Angebote im Internet.pdf](http://www.saferinternet.at/uploads/tx_simaterials/Internetabzocke_Gratis_Angebote_im_Internet.pdf)
  - Online consumer protection:  
[www.saferinternet.at/uploads/tx\\_simaterials/Erst denken dann klicken Konsumentenrechte im Internet.pdf](http://www.saferinternet.at/uploads/tx_simaterials/Erst_denken_dann_klicken_Konsumentenrechte_im_Internet.pdf)
- **Compendium of best practice school activities** on Safer Internet Day 2012:  
[www.saferinternet.at/tipps/fuer-lehrende/](http://www.saferinternet.at/tipps/fuer-lehrende/)
  - **Website** - teachers’ section contains ready-to-use classroom activities and tips how to tie them into various school subjects: [www.saferinternet.at/unterricht](http://www.saferinternet.at/unterricht)



- **Presentations and manual** for school use:  
<http://www.saferinternet.at/veranstaltungsservice/beispiele-fuer-saferinternetat-praesentationen/>
- **eLearning courses** for teachers on online safety on several popular teacher platforms (eduMoodle, Virtuelle PH, eLisa Academy) and the Saferinternet.at Websalon webinars

## BELGIUM

- **Lesson plans**
  - Online privacy 'Think before you post':  
[www.clicksafe.be/leerkrachten/nl/materiaal/lespakket-privacy/](http://www.clicksafe.be/leerkrachten/nl/materiaal/lespakket-privacy/)
  - Cyberbullying : [www.clicksafe.be/leerkrachten/nl/materiaal/lespakket-stop-cyberpesten/](http://www.clicksafe.be/leerkrachten/nl/materiaal/lespakket-stop-cyberpesten/)
- **Laptop-tattoo** on cyberbullying with the four key tips:  
[www.clicksafe.be/leerkrachten/nl/materiaal/laptop-tattoo-2/](http://www.clicksafe.be/leerkrachten/nl/materiaal/laptop-tattoo-2/)



- **Poster** - smartphone use:  
[www.clicksafe.be/leerkrachten/nl/materiaal/affiche-keep-cool-keep-safe/](http://www.clicksafe.be/leerkrachten/nl/materiaal/affiche-keep-cool-keep-safe/)

## BULGARIA

- **Course for teachers** - 'Virtual and real violence prevention through interactive education in school': two guidebooks with 44 developed lesson modules, now implemented in 100 schools.

## CYPRUS

- **Website** - teachers' section:  
[www.cyberethics.info/cyethics1/index.php?option=com\\_content&view=article&id=183&Itemid=16&lang=en](http://www.cyberethics.info/cyethics1/index.php?option=com_content&view=article&id=183&Itemid=16&lang=en)

## CZECH REPUBLIC

- **Resources:** [www.bezpecne-online.cz/vyukove-materialy](http://www.bezpecne-online.cz/vyukove-materialy) and at the Safer Internet Academy:  
[www.saferinternet.cz/si-akademie](http://www.saferinternet.cz/si-akademie)

## DENMARK

- **EMU portal** is the key online contact place for all schools: [www.emu.dk/webetik](http://www.emu.dk/webetik)

## ESTONIA

- **Teaching materials** - for students from Grades 1 through 9 in Estonian, Russian and English:
  - [www.targaltinternetis.ee/opetajatele/oppematerjalid/](http://www.targaltinternetis.ee/opetajatele/oppematerjalid/)
  - [www.targaltinternetis.ee/opetajatele/oppematerjalid/?lang=ru](http://www.targaltinternetis.ee/opetajatele/oppematerjalid/?lang=ru)
  - [www.targaltinternetis.ee/opetajatele/oppematerjalid/?lang=en](http://www.targaltinternetis.ee/opetajatele/oppematerjalid/?lang=en)
- **Lesson plans**
  - [www.targaltinternetis.ee/opetajatele/tunnikavad/](http://www.targaltinternetis.ee/opetajatele/tunnikavad/)
  - [www.targaltinternetis.ee/opetajatele/tunnikavad/?lang=ru](http://www.targaltinternetis.ee/opetajatele/tunnikavad/?lang=ru)
  - [www.targaltinternetis.ee/opetajatele/tunnikavad/?lang=en](http://www.targaltinternetis.ee/opetajatele/tunnikavad/?lang=en)
- **Incident reports** - from the Estonian Police and Border Guard Board:
  - [www.targaltinternetis.ee/wp-content/uploads/2011/01/Lugusid-turvalisusest.pdf](http://www.targaltinternetis.ee/wp-content/uploads/2011/01/Lugusid-turvalisusest.pdf)
  - [www.targaltinternetis.ee/wp-content/uploads/2011/01/Lugusid-turvalisusest\\_ru\\_.pdf](http://www.targaltinternetis.ee/wp-content/uploads/2011/01/Lugusid-turvalisusest_ru_.pdf)
  - [www.targaltinternetis.ee/wp-content/uploads/2011/01/Incidents-related-to-internet-safety-issues-by-Estonian-Police-and-Border-Guard-Board1.pdf](http://www.targaltinternetis.ee/wp-content/uploads/2011/01/Incidents-related-to-internet-safety-issues-by-Estonian-Police-and-Border-Guard-Board1.pdf)

## FINLAND

- **Teaching material**
  - Targeted at 10-12 year olds' teachers - 'Say no to cyberbullying!':  
<https://mll-fi-bin.directo.fi/@Bin/03025beda202e3bd15a655df3525d682/1335187254/application/pdf/13707181/MLL%20Ei%20nettikiusaamiselle%2012042011kor.pdf>
  - Targeted at 12-16 year olds' teachers – 'Smart on the Web':  
<http://mll-fi-bin.directo.fi/@Bin/8484e03a86ab80f5c3ee2a85c665e344/1335187261/application/pdf/12106327/Nettiviisaaksi.pdf>



**Ei nettikiusaamiselle!**  
Opetusmateriaali 4.–6.-luokille



Onni löytyy arjesta.

- Targeted at 15-16 year olds' teachers:
  - 'Your rights online'  
[http://mll-fi-bin.directo.fi/@Bin/9c687c7146e0172683c8c440ae4ade6c/1335187254/application/pdf/14190598/Laki\\_nuoret\\_nettti\\_2011.pdf](http://mll-fi-bin.directo.fi/@Bin/9c687c7146e0172683c8c440ae4ade6c/1335187254/application/pdf/14190598/Laki_nuoret_nettti_2011.pdf)



- 'Smart on the Web' - guide for peer support coordinators:  
[http://mll-fi-bin.directo.fi/@Bin/b4d63a16a3c3c5927120b1dee6f04081/1335187257/application/pdf/14693169/Viisaasti%20verkossa%202012\\_TARK3.pdf](http://mll-fi-bin.directo.fi/@Bin/b4d63a16a3c3c5927120b1dee6f04081/1335187257/application/pdf/14693169/Viisaasti%20verkossa%202012_TARK3.pdf)

## FRANCE

- **Teacher guide** - e-Enfance has produced a comprehensive guide for educators approved by the Ministry:  
[http://media.education.gouv.fr/file/09\\_septembre/89/3/guide-cyberharcèlement-finalweb\\_197893.pdf](http://media.education.gouv.fr/file/09_septembre/89/3/guide-cyberharcèlement-finalweb_197893.pdf)
- **Helpline** - Net Ecoute helpline has a special entry on the phone and an email address for requests from the teachers and educators.
- **Online kit**: [www.2025exmachina.net/espace-pedagogique/presentation/](http://www.2025exmachina.net/espace-pedagogique/presentation/)
- **Pedagogical brochure** 2025 exmachina (paper format)
- **E-learning programme**: [www.internetsanscrainte.fr/formation/](http://www.internetsanscrainte.fr/formation/)



## GERMANY

- **Teachers' handbook**: [www.klicksafe.de/service/fuer-lehrende/lehrerhandbuch/](http://www.klicksafe.de/service/fuer-lehrende/lehrerhandbuch/)
- **Additional thematic modules**:  
[www.klicksafe.de/service/fuer-lehrende/zusatzmodule-zum-lehrerhandbuch/](http://www.klicksafe.de/service/fuer-lehrende/zusatzmodule-zum-lehrerhandbuch/)

## GREECE

- **Portal** - dedicated for educators at 'educators.saferinternet.gr'
- **Educational kit** (244-page kit of two books) with theory and exercises for the classroom

## HUNGARY

- **Safety lesson presentations**: [www.webidomar.hu](http://www.webidomar.hu)

## ICELAND

All material for schools or home is accompanied by a parent/teachers guide on how to use the material and where to find additional information.

## IRELAND

- **Website**: [www.thinkb4uclick.ie/](http://www.thinkb4uclick.ie/)



## ITALY

- **Online rights e-course** for 8-15 year olds:  
[www.sicurinrete.org/wp-content/uploads/2011/11/GUIDA-INSEGNANTI.pdf](http://www.sicurinrete.org/wp-content/uploads/2011/11/GUIDA-INSEGNANTI.pdf)

## LATVIA

- **Guide for Teachers** - Internet Safety:  
<http://drossinternets.lv/page/81>
- **Lesson Plans** about safe Internet use:  
<http://drossinternets.lv/page/303>



## LITHUANIA

- **Online course** : 'What teachers should know about Internet threats'

## LUXEMBOURG

- **BEE SECURE resources** and references to other resources for teachers during training
- **Competency-based training booklet** - for teachers as help for their own trainings.

## MALTA

- **Lesson plan and presentation**:  
<http://besmartonline.org.mt/page/educators/teaching-resources-secondary-students>

## NETHERLANDS

- **Brochures** for parents and teachers have proved very popular.
  - 'Social media' produced together with UPC
  - 'Online bullying' under development.

## POLAND

- **Manual for educators** - 'How to prevent and react to cyberbullying'
- **Lesson plans** - for lower secondary schools:  
[www.saferinternet.pl/raporty/warsztaty\\_dla\\_klas\\_gimnazjalnych.html](http://www.saferinternet.pl/raporty/warsztaty_dla_klas_gimnazjalnych.html)

## PORTUGAL

- **Website section for teachers**: [www.seguranet.pt/professores](http://www.seguranet.pt/professores)
- **Facebook guidelines** : [www.seguranet.pt/repositorymodule/collection\\_view/id/272/](http://www.seguranet.pt/repositorymodule/collection_view/id/272/)
- **Online games**: [www.seguranet.pt/educadores/](http://www.seguranet.pt/educadores/)
- **Literacy manual**: [www.seguranet.pt/files/manual\\_literacia.swf](http://www.seguranet.pt/files/manual_literacia.swf)



## ROMANIA

- **Resource for teachers** for children aged 7+:  
[www.sigur.info/index.php?/resurse-sigure-online/resurse-sigure/materiale-didactice.html](http://www.sigur.info/index.php?/resurse-sigure-online/resurse-sigure/materiale-didactice.html)

## RUSSIA

- **Website section** - ABC of Internet-Safety, Parents\Teachers: [www.saferunet.ru](http://www.saferunet.ru) , web portal: [www.nedopusti.ru](http://www.nedopusti.ru) and thematic portals: [www.huliganam.net](http://www.huliganam.net) and [www.narkomanam.net](http://www.narkomanam.net)
- **Information course brochure** - 'How to protect yourself from Internet threats'

## SLOVAKIA

- **Prevention book** - 'Children in the Net':  
[http://www.zodpovedne.sk/download/prirucka\\_deti\\_v\\_sieti\\_final.pdf](http://www.zodpovedne.sk/download/prirucka_deti_v_sieti_final.pdf)
- **Research report** - 'The Adolescents in the Virtual Space':  
[www.zodpovedne.sk/download/vyskumna\\_sprava\\_en.pdf](http://www.zodpovedne.sk/download/vyskumna_sprava_en.pdf)

## SLOVENIA

- **Classroom activities** on different topics of online safety: [www.safe.si/cd/](http://www.safe.si/cd/)
- **Handbook for teachers** about online safety:  
[www.safe.si/uploadi/editor/1260368090Deskanje\\_november\\_2009\\_tisk.pdf](http://www.safe.si/uploadi/editor/1260368090Deskanje_november_2009_tisk.pdf)



## SPAIN

- **Conferences** - for teachers in schools about the safer use of the Internet and social networks.

## PROVISION FOR PARENTS

The SICs have outlined the information and resources they have available for parents and carers of this age group. Resources are only described here if they are additional to those in the previous two sections.

### AUSTRIA

- **Parent Guides** - sexuality on the Internet, online games and on online safety:  
[www.saferinternet.at/tipps/fuer-eltern/](http://www.saferinternet.at/tipps/fuer-eltern/)
- **Online test** for parents launched at Safer Internet Day 2012:  
[www.saferinternet.at/elterntest/elternquiz-einleitung/](http://www.saferinternet.at/elterntest/elternquiz-einleitung/)



- **Brochures and flyers**
- **Website parents section** with FAQ, 10 tips and link to the online shop with relevant brochures which are provided free of charge.
- **Workshops** for parents - countrywide and usually booked directly by parent organisations at schools.

### BELGIUM

- **Resources** for parents: [www.clicksafe.be/ouders/nl/downloads/](http://www.clicksafe.be/ouders/nl/downloads/)
- **Training sessions** - 200 per year

### BULGARIA

- **Brochure** for parents "Ten myths about the 'scary' Internet"

- **Family e-Safety Kit** in Bulgarian

## CYPRUS

- **Website** - parents' section:  
[www.cyberethics.info/cyethics1/index.php?option=com\\_content&view=article&id=129&Itemid=15&lang=en](http://www.cyberethics.info/cyethics1/index.php?option=com_content&view=article&id=129&Itemid=15&lang=en)
- **Cyprus Pedagogical Institute:** [www.pi.ac.cy/internetsafety/parent.html](http://www.pi.ac.cy/internetsafety/parent.html)

## CZECH REPUBLIC


- **Online resources:** [www.saferinternet.cz/ke-stazeni/letaky](http://www.saferinternet.cz/ke-stazeni/letaky) including 'Learn&Play: Being safe online' booklet

## DENMARK

- **Website** – parents' section: [www.emu.dk/webetik/foraeldre/index.html](http://www.emu.dk/webetik/foraeldre/index.html)

## ESTONIA

- **Video** - 'Keep your child safe on the Internet':  
[www.targaltinternetis.ee/lapsevanematele/kaitse-oma-last-internetis/](http://www.targaltinternetis.ee/lapsevanematele/kaitse-oma-last-internetis/)
- **Online information**
  - [www.targaltinternetis.ee/lapsevanematele/](http://www.targaltinternetis.ee/lapsevanematele/)
  - [www.targaltinternetis.ee/lapsevanematele/?lang=en](http://www.targaltinternetis.ee/lapsevanematele/?lang=en)
  - [www.targaltinternetis.ee/lapsevanematele/?lang=ru](http://www.targaltinternetis.ee/lapsevanematele/?lang=ru)
- **Booklets**
  - taking and publishing photos on the Internet (In Estonian and Russian)  
[www.targaltinternetis.ee/wp-content/uploads/2011/12/Fotod.pdf](http://www.targaltinternetis.ee/wp-content/uploads/2011/12/Fotod.pdf)  
[www.targaltinternetis.ee/wp-content/uploads/2011/12/Фотографии.pdf](http://www.targaltinternetis.ee/wp-content/uploads/2011/12/Фотографии.pdf)
  - computer games and gaming (in Estonian and Russian)  
[www.targaltinternetis.ee/wp-content/uploads/2011/12/Arvutimängud.pdf](http://www.targaltinternetis.ee/wp-content/uploads/2011/12/Arvutimängud.pdf)  
[www.targaltinternetis.ee/wp-content/uploads/2011/12/Компьютерные-игры.pdf](http://www.targaltinternetis.ee/wp-content/uploads/2011/12/Компьютерные-игры.pdf)



## FINLAND

- **Parents' Net information**
  - How does media affect different age groups?  
[http://www.mll.fi/vanhempainnetti/tietokulma/lapset\\_ja\\_media/media\\_ja\\_lapsen\\_ika/](http://www.mll.fi/vanhempainnetti/tietokulma/lapset_ja_media/media_ja_lapsen_ika/)

- How does media affect self image?  
[www.mll.fi/vanhempainnetti/tietokulma/lapset\\_ja\\_media/median\\_vaikutuksia/minakuva/](http://www.mll.fi/vanhempainnetti/tietokulma/lapset_ja_media/median_vaikutuksia/minakuva/)
- How do media's representations about sexuality affect children and teenagers?  
[www.mll.fi/vanhempainnetti/tietokulma/lapset\\_ja\\_media/median\\_vaikutuksia/seksuaaliset\\_sisallot/](http://www.mll.fi/vanhempainnetti/tietokulma/lapset_ja_media/median_vaikutuksia/seksuaaliset_sisallot/)
- How do online relationships and communities affect a teenager's life?  
[www.mll.fi/vanhempainnetti/tietokulma/lapset\\_ja\\_media/internet\\_ja\\_digitaaliset\\_pelit/net\\_titutut/](http://www.mll.fi/vanhempainnetti/tietokulma/lapset_ja_media/internet_ja_digitaaliset_pelit/net_titutut/)
- What should I do if my child plays violent games?  
[www.mll.fi/vanhempainnetti/tukivinkit/nuori\\_pelaa\\_vakivaltapeleja/](http://www.mll.fi/vanhempainnetti/tukivinkit/nuori_pelaa_vakivaltapeleja/)
- What should I do if my child spends too much time on computer?  
[www.mll.fi/vanhempainnetti/tukivinkit/nuori\\_viettaa\\_liikaa\\_aikaa\\_tieto/](http://www.mll.fi/vanhempainnetti/tukivinkit/nuori_viettaa_liikaa_aikaa_tieto/)
- What should I do if my child belongs to a suspicious online community?  
[www.mll.fi/vanhempainnetti/tukivinkit/nuori\\_kuuluu\\_huolestuttavaan\\_net/](http://www.mll.fi/vanhempainnetti/tukivinkit/nuori_kuuluu_huolestuttavaan_net/)

## FRANCE

- **Parents website:** [www.info-familles.netecoute.fr/](http://www.info-familles.netecoute.fr/)
- **Leaflet for parents** who want to protect their children on the Internet and mobile devices:  
[www.netecoute.fr/docs/net-ecoute\\_2011.pdf](http://www.netecoute.fr/docs/net-ecoute_2011.pdf)
- **Website parent section:** [www.internetsanscrainte.fr/s-informer/parents-informez-vous](http://www.internetsanscrainte.fr/s-informer/parents-informez-vous)
- **Practical Guide:** [www.internetsanscrainte.fr/pdf/docs/ISCparents-CEMEA.pdf](http://www.internetsanscrainte.fr/pdf/docs/ISCparents-CEMEA.pdf)



- **Presentation** for people running sessions for parents
- **Games website for parents:** [www.pedagojeux.fr/](http://www.pedagojeux.fr/)

## GERMANY

- **Flyers** - tips for parents
  - Internet:  
[www.klicksafe.de/service/materialien/broschueren-ratgeber/internet-tipps-fuer-eltern/](http://www.klicksafe.de/service/materialien/broschueren-ratgeber/internet-tipps-fuer-eltern/)
  - Computer games:  
[www.klicksafe.de/service/materialien/broschueren-ratgeber/computerspiele-tipps-fuer-eltern/](http://www.klicksafe.de/service/materialien/broschueren-ratgeber/computerspiele-tipps-fuer-eltern/)
  - Data protection:  
[www.klicksafe.de/service/materialien/broschueren-ratgeber/datenschutz-tipps-fuer-eltern/](http://www.klicksafe.de/service/materialien/broschueren-ratgeber/datenschutz-tipps-fuer-eltern/)
  - Social community:  
[www.klicksafe.de/service/materialien/broschueren-ratgeber/sicherer-in-sozialen-netzwerken-tipps-fuer-eltern/](http://www.klicksafe.de/service/materialien/broschueren-ratgeber/sicherer-in-sozialen-netzwerken-tipps-fuer-eltern/)
  - Train-the-parent-trainer support:  
[www.klicksafe.de/service/fuer-lehrende/handreichung-elternabende/#c2938](http://www.klicksafe.de/service/fuer-lehrende/handreichung-elternabende/#c2938)

## GREECE

- **Online guide** for parents: [www.saferinternet.gr/index.php?parentobjId=Page15](http://www.saferinternet.gr/index.php?parentobjId=Page15)

## HUNGARY

- **Leaflet:** [www.saferinternet.hu/sites/default/files/news-files/szulok\\_flyer.pdf](http://www.saferinternet.hu/sites/default/files/news-files/szulok_flyer.pdf)

## ITALY

- **Parents' guide** - teaching children the proper use of new technologies (also available in English):  
[www.sicurinrete.org/wp-content/uploads/2011/09/GuidaGenitori.pdf](http://www.sicurinrete.org/wp-content/uploads/2011/09/GuidaGenitori.pdf)



## LITHUANIA

- **Online course** for parents about a safer Internet and how protect their children at home.

## MALTA

- **Information brochure** for parents of this age group to give them tips on Internet safety.

## NORWAY

- **Debate and discussion module** for parents and their children on issues related to online control and privacy issues: [www.medietilsynet.no/no/Trygg-bruk/SID2012/Foreldrepakke/](http://www.medietilsynet.no/no/Trygg-bruk/SID2012/Foreldrepakke/)

## POLAND

- **E-learning course:** <http://dzieckowsieci.fdn.pl/rodzice-kurs-e-learning-dziecko-w-sieci>

## PORTUGAL

- **Website for parents:** [www.seguranet.pt/pais](http://www.seguranet.pt/pais)

## ROMANIA

- **Parents' brochure:** [www.sigur.info/resurse-sigur-info/parinti.pdf](http://www.sigur.info/resurse-sigur-info/parinti.pdf)

## SLOVENIA

- **Handbook :**

'What you should know about Internet but dare not ask your children':

[www.safe.si/db/31/1769/eGradiva/KAJ MORATE VEDETI O INTERNETU PA SI NE UPATE VPRASATI SVOJIH OTROK/?&cat=524&p1=670&p2=673&p3=0&p4=0&id=673](http://www.safe.si/db/31/1769/eGradiva/KAJ_MORATE_VEDETI_O_INTERNETU_PA_SI_NE_UPATE_VPRASATI_SVOJIH_OTROK/?&cat=524&p1=670&p2=673&p3=0&p4=0&id=673)

- **Leaflet:** [http://issuu.com/safe-si2011/docs/letak\\_najstniki?mode=embed&viewMode=presentation&layout=http%3A%2F%2Fs.kin.issuu.com%2Fv%2Fdark%2Flayout.xml&showFlipBtn=true](http://issuu.com/safe-si2011/docs/letak_najstniki?mode=embed&viewMode=presentation&layout=http%3A%2F%2Fs.kin.issuu.com%2Fv%2Fdark%2Flayout.xml&showFlipBtn=true)



## SPAIN

- **Conferences** - for parents about the safer use of Internet and social networks.
- **Website:** [www.ciberfamilias.com](http://www.ciberfamilias.com)

## UNITED KINGDOM

- **Guide to devices:** [www.saferinternet.org.uk/advice-and-resources/a-parents-guide](http://www.saferinternet.org.uk/advice-and-resources/a-parents-guide)
- **Gaming:** [www.saferinternet.org.uk/downloads/resources/publications/Online-gaming.pdf](http://www.saferinternet.org.uk/downloads/resources/publications/Online-gaming.pdf)
- **Downloading:** <http://childnet.com/downloading/>

## APPENDIX A - PARTICIPATING SICs

| Country            | Organisation   |
|--------------------|--|
| Austria            | OIAT - Saferinternet.at  |
| Belgium            | Child Focus  |
| Bulgaria           | Applied Research and Communications Fund                                   |
| Cyprus             | PCCPWC   |
| The Czech Republic | NCBI (National safer internet centre)                                      |
| Denmark            | The Media Council for Children and Young People                            |
| Estonia            | Estonian Union for Child Welfare   |
| Finland            | Finnish Centre for Media Education and Mannerheim League for Child Welfare |
| France             | e-Enfance (French helpline Net Ecoute)                                     |
| France             | Tralalere / Internet Sans Crainte  |
| Germany            | Klicksafe  |
| Greece             | Safer Internet Hellas  |
| Hungary            | International Children's Safety Service                                    |
| Iceland            | SAFT   |
| Ireland            | NCTE   |
| Italy              | Adiconsum  |
| Latvia             | Net-Safe Latvia Safer Internet Centre, Latvian Internet Association        |
| Lithuania          | Centre of Information Technologies of Education                            |
| Luxembourg         | BEE SECURE/Service National de la Jeunesse                                 |
| Malta              | Office of the Commissioner for Children                                    |
| The Netherlands    | ECP / Digibewust   |
| Norway             | Norwegian Media Authority  |
| Poland             | Polish Awareness Centre: Nobody's Children Foundation and NASK             |
| Portugal           | DGE - Ministry Education and Science                                       |
| Romania            | Save the Children Romania  |
| Russia             | Safer Internet Centre  |
| Slovakia           | eSlovensko, NGO  |
| Slovenia           | Awareness Centre Slovenia, Faculty of Social Sciences                      |
| Spain              | Protégeles   |
| Sweden             | Swedish Media Council  |
| United Kingdom     | Childnet International   |